

14th January 2015

Department of Corporate Services
BSE Limited
Ground Floor, P J Towar, Dalal Street,
Mumbai - 400001.

BSE Code No: 530109
ISIN No: INE069B01015


Sub: Share holding pattern as per clause 35

Please find enclosed the Share holding pattern as per clause 35 of Listing Agreement, for quarter ended December 2014.

Hope you will do the needful,

Thanking You,

For Vantage Corporate Services Ltd.


Rajesh Dedhia
Director



Introductory sub-table (I)(a)			
Name of the Company:		Vantage Corporate Services Ltd.	
Scrip Code, Name of the scrip, class of security:		530109	
Quarter ended:		31/12/2014	
Partly paid-up shares:-	No. of partly paid-up shares	As a % of total no. of partly paid-up shares	As a % of total no. of shares of the company
Held by promoter/promoter group	0	0	0
Held by public	0	0	0
Total - D	0	0	0
Outstanding convertible securities:-	No. of outstanding securities	As a % of total no. of outstanding convertible securities	As a % of total no. of shares of the company, assuming full conversion of the convertible securities
Held by promoter/promoter group	0	0	0
Held by public	0	0	0
Total - E	0	0	0
Warrants:-	No. of warrants	As a % of total no. of warrants	As a % of total no. of shares of the company, assuming full conversion of warrants
Held by promoter/promoter group	0	0.00	0.00
Held by public	0	0.00	0.00
Total - F	0	0	0.00
Total paid-up capital of the company, assuming full conversion of warrants and convertible securities			5512500



Statement Showing Shareholding Pattern								
Category code	Category of Shareholder	Number of Shareholders	Table I(a)		Total shareholding as a percentage of total number of shares		Shares Pledged or otherwise encumbered	
			Total number of shares	Number of shares held in dematerialized form	As a percentage of (A+B) ¹	As a percentage of (A+B+C)	Number of shares	As a percentage (IX)= (VIII)/(IV)*100
(I)	(II)	(III)	(IV)	(V)	(VI)	(VII)	(VIII)	(IX)
(A)	Shareholding of Promoter and Promoter Group²							
1	Indian							
(a)	Individuals/ Hindu Undivided Family	0	0	0	0.00	0.00	0	0.0
(b)	Central Government/ State Government(s)	NA	0	NA	0.00	0.00	0	0.0
(c)	Bodies Corporate	2	415601	370000	7.54	7.54	0	0.0
(d)	Financial Institutions/ Banks	NA	0	NA	0.00	0.00	0	0.0
(e)	Any Others							
(a)	Directors	0	0	0	0.00	0.00	0	0.0
(b)	Directors Relative	1	202500	0	3.67	3.67	0	0.0
(c)	Person Acting in Concert	0	0	0	0.00	0.00	0	0.0
	Sub Total(A)(1)	3	618101	370000	11.21	11.21	0	0.0
2	Foreign							
a	Individuals (Non-Residents Individuals/ Foreign Individuals)	NA	0	0	0.00	0.00	0	0.0
b	Bodies Corporate	NA	0	0	0.00	0.00	0	0.0
c	Institutions	NA	0	0	0.00	0.00	0	0.0
d	Any Others (Specify)	NA	0	0	0.00	0.00	0	0.0
	Sub Total(A)(2)	0	0	0	0.00	0.00	0	0.0
	Total Shareholding of Promoter and Promoter Group (A)= (A)(1)+(A)(2)	3	618101	370000	11.21	11.21	0	0.0
(B)	Public shareholding							
1	Institutions							
(a)	Mutual Funds/ UTI	0	0	0	0.00	0.00		
(b)	Financial Institutions / Banks	1	2200	2200	0.04	0.04		
(c)	Central Government/ State Government(s)	0	0	0	0.00	0.00		
(d)	Venture Capital Funds	0	0	0	0.00	0.00		
(e)	Insurance Companies	0	0	0	0.00	0.00		
(f)	Foreign Institutional Investors	0	0	0	0.00	0.00		
(g)	Foreign Venture Capital Investors	0	0	0	0.00	0.00		
(h)	Any Other (specify)	0	0	0	0.00	0.00		
	Sub-Total (B)(1)	1	2200	2200	0.04	0.04	N.A.	N
B 2	Non-institutions							
(a)	Bodies Corporate	22	649920	649720	11.79	11.79		
(b)	Individuals							
I	Individuals -i. Individual shareholders holding nominal share capital up to Rs 1 lakh	687	496765	416655	9.01	9.01		
II	ii. Individual shareholders holding nominal share capital in excess of Rs. 1 lakh.	30	3583057	3436058	65.00	65.00		
(c)	Any Other (specify)							
(c-i)	N.R.I. (Repeat & Non- Repeat)	4	6043	6043	0.11	0.11		
(c-ii)	Foreign Corporate Bodies	NA	0	NA	0.00	0.00		
(c-iii)	Trust	NA	0	NA	0.00	0.00		
(c-iv)	Hindu Undivided Family	24	156414	156414	2.84	2.84		
(c-v)	Employee	0	0	0	0.00	0.00		
(c-vi)	Clearing Members	0	0	0	0.00	0.00		
	Sub-Total (B)(2)	767	4892199	4664890	88.75	88.75	N.A.	I
(B)	Total Public Shareholding (B)= (B)(1)+(B)(2)	768	4894399	4667090	88.79	88.79	N.A.	
	TOTAL (A)+(B)	771	5512500	5037090	100.00	100.00	N.A.	
(C)	Shares held by Custodians and against which Depository Receipts have been issued							
1	Promoter and Promoter Group	0	0	0	0	0.00	N.A.	
2	Public	0	0	0	0	0.00	N.A.	
	Sub-Total (C)	0	0	0	0	0	N.A.	
	GRAND TOTAL (A)+(B)+(C)	771	5512500	5037090	100.00	100.00		

Notes


1 Foreign Holding in the Company is NIL.



(I) Statement showing holding of securities (including shares, warrants, convertible securities) of persons belonging to the
 (b) category "Promoter and Promoter Group"


Sr. No.	Name of the shareholder	Details of Shares held		Encumbered shares (*)		Details of warrants		Details of convertible securities		Total shares (including underlying shares assuming full conversion of warrants and convertible securities) as a % of diluted share capital
		Number of shares held	As a % of grand total (A) +(B) +(C)	No.	As a % of grand total (A)+(B)+(C) of sub-clause (I)(a)	Number of warrants held	As a % total number of warrants of the same class	Number of convertible securities held	As a % total number of convertible securities of the same class	
(I)	(II)	(III)	(IV)	(V)	(VI)=[(V)/(III)]*100	(VII)	(IX)	(X)	(XI)	(XII)
1	Richmore Securities P Ltd.	370000	6.71	0	0.00	0.00	0	0	0	6.71
2	Chapshi Ravji Dedhia	202500	3.67	0	0.00	0.00	0	0	0	3.67
3	Richmore Securities P Ltd.	45601	0.83	0	0.00	0.00	0	0	0	0.83
	TOTAL	618101	11.21	0	0.00	0.00	0	0	0	11.21

(*) The term "encumbrance" has the same meaning as assigned to it in regulation 28(3) of the SAST Regulations, 2011



Statement showing holding of securities (including shares, warrants, convertible securities) of persons belonging to the (I)(c)(i) category "Public" and holding more than 1% of the total number of shares

Sr. No.	Name of the shareholder	Number of shares held	Shares as a percentage of total number of shares (i.e., Grand Total (A)+(B)+(C) indicated in Statement at para (I)(a) above}	Details of warrants		Details of convertible securities		Total shares (including underlying full conversion of warrants and convertible securities) as a % of diluted share capital
				Number of warrants held	As a % total number of warrants of the same class	Number of convertible securities held	% w.r.t total number of convertible securities of the same class	
1	Pravin Nanji Gala	1004410	18.22	0	0.00	0	0.00	18.22
2	Manilal Bhuralal Gala	1000000	18.14	0	0.00	0	0.00	18.14
3	Visagar Financial Services Limited	443877	8.05	0	0.00	0	0.00	8.05
4	Dinesh Khimjibhai Savla	202032	3.66	0	0.00	0	0.00	3.66
5	NIPRA FINANCIAL SERVICE	162100	2.94	0	0.00	0	0.00	2.94
6	Nirmala Pravin Gala	153036	2.78	0	0.00	0	0.00	2.78
7	A C SANGHVI	146999	2.67	0	0.00	0	0.00	2.67
8	Premji Sangan Gala	127600	2.31	0	0.00	0	0.00	2.31
9	Jyoti Rajesh Gala	96179	1.74	0	0.00	0	0.00	1.74
10	Poornima Vishal Vayeda	85500	1.55	0	0.00	0	0.00	1.55
11	Siddharth Pravin Gala	81540	1.48	0	0.00	0	0.00	1.48
12	Vishal S Vayeda	75000	1.36	0	0.00	0	0.00	1.36
13	MAYUR DESAI	73600	1.34	0	0.00	0	0.00	1.34
TOTAL		3651873	66.25	0	0	0	0	66.25




(I)(c)(ii) Statement showing holding of securities (including shares, warrants, convertible securities) of persons (together with PAC) belonging to the category "Public" and holding more than 5% of the total number of shares of the company

Sr. No.	Name(s) of the shareholder(s) and the Persons Acting in Concert (PAC) with them	Number of shares	Shares as a percentage of total number of shares {i.e., Grand Total (A)+(B)+(C) indicated in Statement at para (I)(a) above}	Details of warrants		Details of convertible securities		Total shares (including underlying shares assuming full conversion of warrants and convertible securities) as a % of diluted share capital
				Number of warrants	As a % total number of warrants of the same class	Number of convertible securities held	% w.r.t total number of convertible securities of the same class	
1	Pravin Nanji Gala	1004410	18.22	0	0.00	0	0.00	18.22
2	Manilal Bhuralal Gala	1000000	18.14	0	0.00	0	0.00	18.14
3	Visagar Financial Services Limited	443877	8.05	0	0.00	0	0.00	8.05
TOTAL		2448287	44.41	0	0.00	0	0.00	44.41

(I)(d) Statement showing details of locked-in shares

Sr. No.	Name of the shareholder	Number of locked-in shares	Locked-in shares as a percentage of total number of shares {i.e., Grand Total (A)+(B)+(C) Indicated in Statement at para (I)(a) above}	Promoter / Promoter Group / Public
1				
2				
3				
TOTAL		0	0.00	



(II)(a) Statement showing details of Depository Receipts (DRs)

Sr. No.	Type of outstanding DR (ADRs, GDRs, SDRs, etc.)	Number of outstanding DRs	Number of shares underlying outstanding DRs	Shares underlying outstanding DRs as a percentage of total number of shares {i.e., Grand Total (A)+(B)+(C) indicated in Statement at para (I)(a) above}
1	NA	NA	0	0.00
2	NA	NA	NA	0.00
3	NA	NA	NA	0.00
4	NA	NA	NA	0.00
5	NA	NA	NA	0.00
6	NA	NA	NA	0.00
7	NA	NA	NA	0.00
8	NA	NA	NA	0.00
9	NA	NA	NA	0.00
TOTAL			0	0.00

(II)(b) Statement showing Holding of Depository Receipts (DRs), where underlying shares are in excess of 1% of t

Sr. No.	Name of the DR Holder	Type of outstanding DR (ADRs, GDRs, SDRs, etc.)	Number of shares underlying outstanding DRs	Shares underlying outstanding DRs as a percentage of total number of shares {i.e., Grand Total (A)+(B)+(C) indicated in Statement at para (I)(a) above}
1	NA	NA	NA	0.00
2	NA	NA	NA	0.00
3	NA	NA	NA	0.00
4	NA	NA	NA	0.00
5	NA	NA	NA	0.00
6	NA	NA	NA	0.00
7	NA	NA	NA	0.00
8	NA	NA	NA	0.00
9	NA	NA	NA	0.00
TOTAL			0	0.00

